

LF10-L Pressure Switch

LEFOO

The LF10-L pressure switch is pressure-operated electric switch for use in regulating the tank pressure between two preset values on electrically driven air compressors. They are available with an unloader valve, which prevents compressors from starting under load, and an On-Off button for manual cut off the compressor. A four ports manifold style is available which provides means for easy mounting of valves and gauges.

TÜV CE

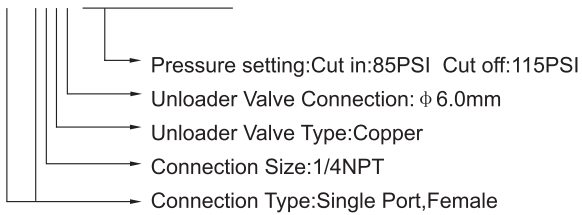
Specification

Model	LF10-L1H	LF10-L4H
Media	Air	Air
Operating Pressure Range	45/175PSI	45/175PSI
Differential(Non-adjustable)	30/45PSI	30/45PSI
Factory Setting	85-115PSI	85-115PSI
Electrical Rating	240VAC,20A	240VAC,20A
Contact Arrangement	Normal Close(NC)	Normal Close(NC)
Connection	G1/4,G3/8 or 1/4,3/8 NPT Female	G1/4,G3/8 or 1/4,3/8NPT Female(Four Ports)



Other Pressure Settings and Differential are available on request, other connections are available on request.
Conversion: 1Kgf/cm =14.2PSI 1Bar=14.5PSI

LF10-L Order Ref No:

i.e.: LF10-L1H1111-85PSI-115PSI



Number	Connection Type		Connection Size	Unloader Valve Type	Unloader Valve Connection
0	/	/	/	/	Without
1	Single Port	Female	1/4NPT	Copper	φ 6.0mm
2	/	/	3/8NPT	Plastic	φ 6.4mm
3	/	/	R1/4	/	φ 6.5mm
4	Four Ports	/	R3/8	/	/
5	/	/	G1/4	/	/
6	/	/	G3/8	/	/



尺寸单位: mm
(Dimension in mm)