




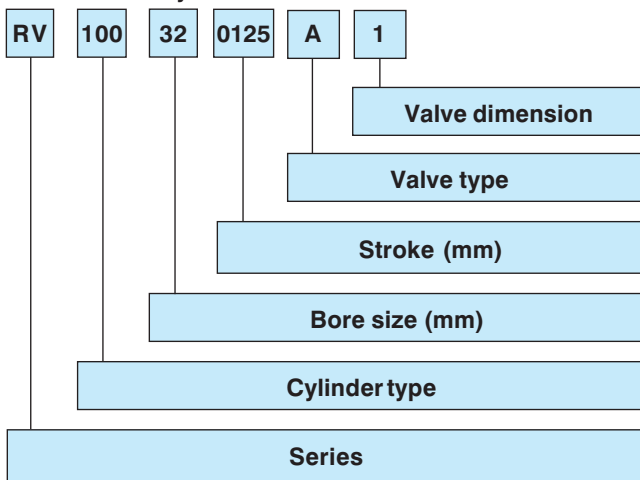
Compact cylinders RV series with integrated 5/2-5/3 solenoid valve VDMA series 18 or 26 mm. Pressure and exhaust take place directly from the connection plate between valve and cylinder with the possibility to regulate the exhausts. It is possible to operate the electrical connection M12 also from a PLC.

TECHNICAL CHARACTERISTICS

Working pressure: 1,5 ÷ 10 bar
 Ambient temperature: - 20 ÷ 80°C
 Fluid: filtered air, lubricated or not
 Barrel profile of extruded aluminium alloy with chromium-plated piston rod
 Oversized guides
 Adjustable cushioning (10 mm)
 Max. speed: 1 m/s
 Magnetic version



Codification key



Technical characteristics of valves from page 72-III (section valves)

BORE SIZE

032 - 040 - 050 - 063 mm

STROKE

Minimum stroke: 125 mm for \varnothing 32-40-50 mm
 135 mm for \varnothing 63 mm

VALVE TYPE

- A** = VDMA valve 24 Vdc M12 connector 5/2 monostable electric/pneumatic spring
- B** = VDMA valve 24 Vdc M12 connector 5/2 bistable electric/electric
- C** = VDMA valve 24 Vdc M12 connector 5/3 closed centres electric/electric
- D** = VDMA valve 24 Vdc M12 connector 5/3 open centres electric/electric
- E** = VDMA valve 24 Vdc M12 connector 5/3 pressurized centres electric/electric

VALVE DIMENSIONS

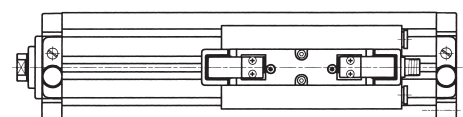
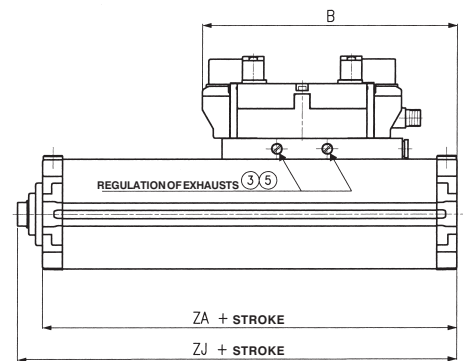
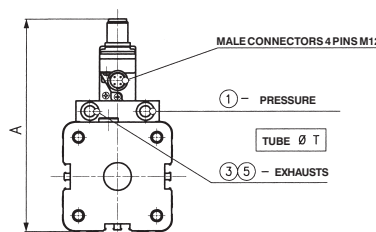
- 1** = VDMA 18 mm for \varnothing 32-40-50 mm
- 2** = VDMA 26 mm for \varnothing 63 mm

SERIES

RV = STRONG cylinder with integrated valve

CYLINDER TYPE

- RV series**
- 100 double-acting stainless steel rod
 - 101 double-acting stainless steel through rod
 - 200 double-acting chromium-plated steel rod
 - 201 double-acting chromium-plated steel through rod



Cyl. \varnothing	A	B	T	min. stroke	ZA	ZJ
32	107,5	169	6	125	169	182,5
40	117,5	169	6	125	169	183
50	127,5	169	6	125	169	187
63	153	184	8	135	183,5	201,5

As far as lacking dimensions are concerned please refer to standard version on page 41-I; mounting elements and accessories see page 49-I.