

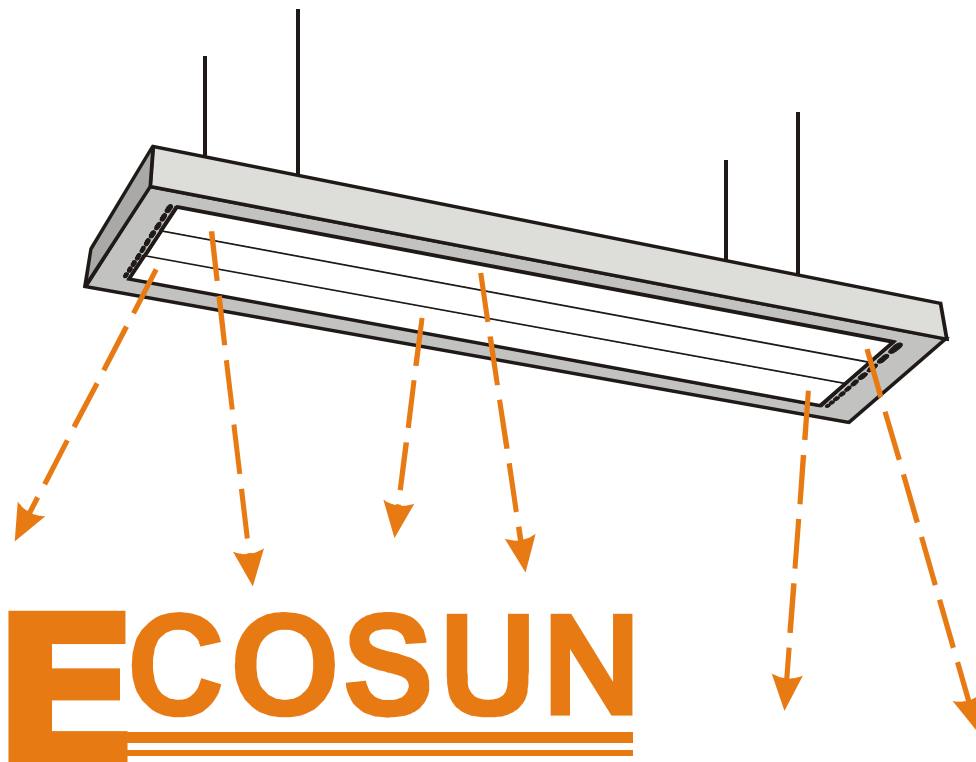


FLEXEL

International Limited

HIGH TEMPERATURE RADIANT HEATING CASSETTES

ECOSUN ES12 – ES18 – ES24 – ES30 – ES36





General Information

Ecosun Heating Cassettes are Class 1, IP44 appliances and must only be installed by a qualified electrician to the latest IEE wiring regulations.

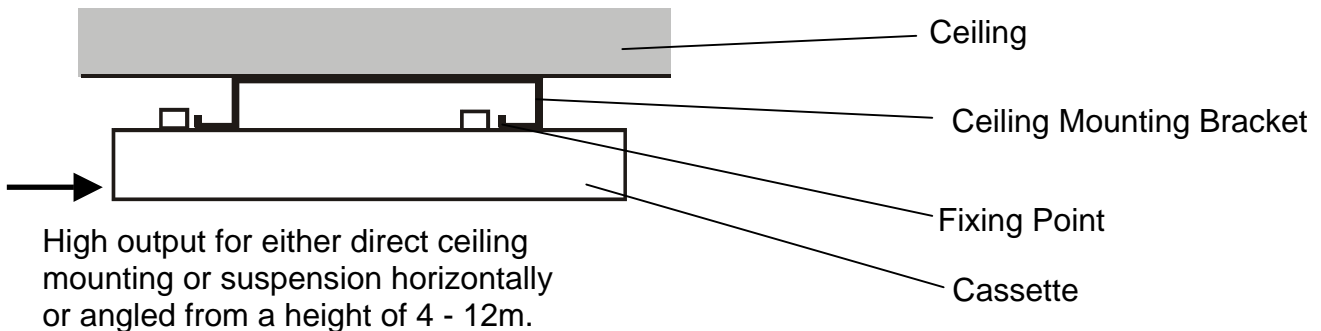
1. Usage

Ecosun Heating Cassettes have been designed specifically for heating large areas. They are ideal for heating factory bays, workshops, sports halls, retail outlets and community centers.

2. Installation

Ecosun Cassettes can either be fixed directly to the ceiling using the optional mounting bracket or suspended to the required height using chains attached to the back panel brackets.

Figure 1. Suspending Cassette with Bracket (Can also be suspended by chains).



Dimensions

Type	Dimensions (mm)	Note
Ecosun ES12	1500 x 155 x 60	* template location is included * diameter of holes 6mm * ceiling mounting bracket is included * take care when handling the radiant surface so as to avoid staining
Ecosun ES18	1500 x 256 x 60	
Ecosun ES24	1500 x 256 x 60	
Ecosun ES30	1500 x 357 x 60	
Ecosun ES36	1500 x 357 x 60	

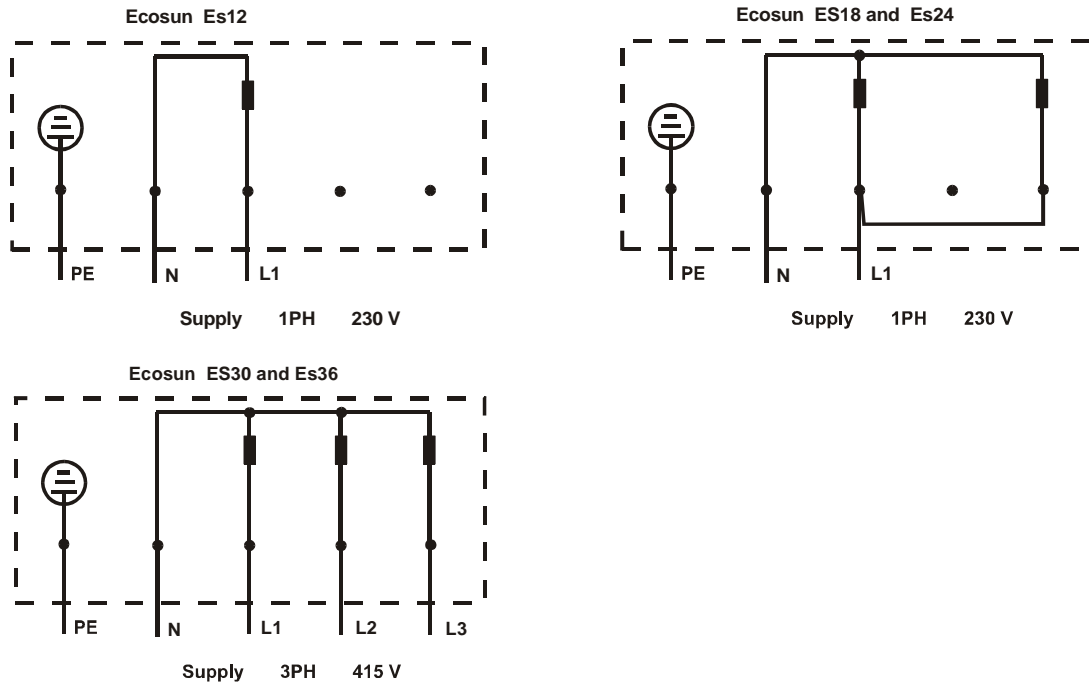
Minimum distances from combustible surfaces

From radiant surface (temperature up to 380°C)	1.0 m
From back side of cassette	10 cm
Minimum distance of cassette from wall	1.5 m
Minimum height from the floor	3.5 m



3. Electrical Connection

Supply cable must be 1.5 mm² minimum and electrical isolation of all poles must be provided using a suitable switch disconnector having a 3mm minimum contact gap in the “OFF” position.



4. Controls

It is recommended that a suitably rated thermostat is used to control Ecosun Radiant Heating Cassettes. For large installations it will be necessary to use contractors connected to the thermostat to switch the power to the panels. Alternatively a micro-processor based system may be used to control individual heaters. The larger Ecosun 3 phase models ES30 and ES36 may be operated by switching individual heater elements in sequence – centre element only, both outer elements together and finally all three elements.

5. Maintenance

DO NOT attempt to clean the radiant surface of the Ecosun heater as this will result in damage and may affect performance. If necessary the painted side and back panels can be cleaned using a soft brush or cloth and a mild detergent solution.

Always ensure the heater is electrically isolated before cleaning.



6. Technical Characteristics

Type	Input (W)	Voltage	Class of protection	IP	Dimensions
Ecosun ES12	1200	230 V	1	IP 44	1500 x 155 x 60
Ecosun ES18	1800	230 V	1	IP 44	1500 x 256 x 60
Ecosun ES24	2400	230 V	1	IP 44	1500 x 256 x 60
Ecosun ES30	3000	400 V 3N	1	IP 44	1500 x 357 x 60
Ecosun ES36	3600	400 V 3N	1	IP 44	1500 x 357 x 60

7. Note.

Do not touch the radiant surface of the cassette with dirty hands.

Guarantee Conditions

The manufacturer offers a 24 months guarantee on this product. The guarantee does not cover defects caused by transportation, negligent handling and unprofessional installation.

Flexel International Ltd

Queensway Industrial Estate, Glenrothes, Fife, Scotland, KY7 5QF
Tel: 01592 757313 Fax: 01592 754535

Flexel Ecosun Radiant Heating Cassette

Please complete and return this installation completion certificate within 10 days to Flexel International Ltd and retain a copy to validate the guarantee.

Name:

Address:

.....

Room fitted: Model

Signed by electrician: Date:

Date of completion and testing: