

# ЕЛЕКТРОЛУКС Electrolux



STAINLESS STEEL

PRODUCTS



# STAINLESS STEEL CONTRUCTIONS - WALL MOUNTED HOODS

## WALL-7

### WALL-7

Wall mounted hoods Line 700, stainless steel AISI with satin finish. Industrial welding with no gaps and edges even on the inner side, oil collector, inner lighting with plexi glas protection. Filter and motor not included - available upon order.

MODEL	DIMENSIONS (L*D*H)	EXHAUST	FILTER
WALL-7-08	800x700x450mm	Φ 200mm	2
WALL-7-10	1000x700x450mm	Φ 200mm	2
WALL-7-12	1200x700x450mm	Φ 200mm	2
WALL-7-14	1400x700x450mm	Φ200mm	3
WALL-7-16	1600x700x450mm	Φ 250mm	3
WALL-7-18	1800x700x450mm	Φ 250mm	3
WALL-7-20	2000x700x450mm	Φ 250mm	4
WALL-7-22	2200x700x450mm	Φ 300mm	4

**326 €**

**362 €**

**399 €**

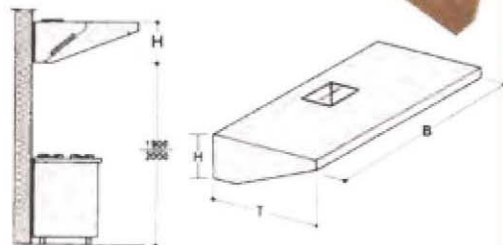

**434 €**

**478 €**

**526 €**

**580 €**

**638 €**



## WALL-9

### WALL-9

Wall mounted hoods Line 900, stainless steel AISI with satin finish. Industrial welding with no gaps and edges even on the inner side, oil collector, inner lighting with plexi glas protection. Filter and motor not included - available upon order.

MODEL	DIMENSIONS (L*D*H)	EXHAUST	FILTER
WALL-9-12	1200x1100x450mm	Φ200mm	2
WALL-9-14	1400x1100x450mm	Φ200mm	3
WALL-9-16	1600x1100x450mm	Φ 250mm	3
WALL-9-18	1800x1100x450mm	Φ 250mm	3
WALL-9-20	2000x1100x450mm	Φ 250mm	4
WALL-9-22	2200x1100x450mm	Φ 300mm	4
WALL-9-24	2400x1100x450mm	Φ 300mm	4
WALL-9-26	2600x1100x450mm	Φ 300mm	5

**434 €**

**478 €**

**526 €**

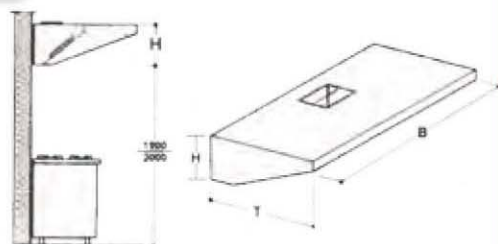
**580 €**

**638 €**

**703 €**

**771 €**

**847 €**



CATERING EQUIPMENT FOR HOTELS, RESTAURANTS, CANTEENS, CAFES.....



# STAINLESS STEEL CONTRUCTIONS - WALL MOUNTED HOODS

••••• CATERING EQUIPMENT FOR HOTELS, RESTAURANTS, CANTEENS, CAFES

## WALL-9-INF

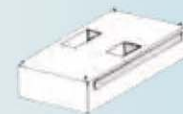
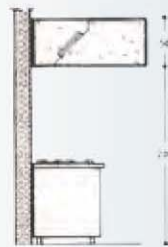
### WALL-9-INFUSION

Wall mounted hoods Line 900, stainless steel AISI with satin finish. Industrial welding with no gaps and edges even on the inner side, oil collector, inner lighting with plexi glas protection. Infusion: this system allows a direct air flow from outside into the canopy and/or ( through a suitable ducting inlet ). Filter and motor not included - available upon order .



MODELS	DIMENSIONS (L x D x H)	FILTER
WALL-9-INF-16	1600x1100x500mm	3
WALL-9-INF-20	2000x1100x500mm	4
WALL-9-INF-24	2400x1100x500mm	4
WALL-9-INF-28	2800x1100x500mm	5
WALL-9-INF-30	3000x1100x500mm	6


**630 €**  
**760 €**  
**914 €**  
**1.094 €**  
**1.312 €**



## CENTRAL

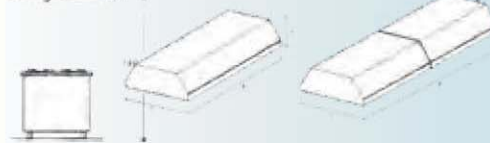
### CENTRAL

Ceiling mounted hoods depth 2000mm, stainless steel AISI with satin finish. Industrial welding with no gaps and edges even on the inner side, oil collector, inner lighting with plexi glas protection. Filter and motor not included - available upon order .



MODEL	DIMENSIONS (L*D*H)	FILTER
CENTRAL-22-20	2000x2200x450mm	8
CENTRAL-22-24	2400x2200x450mm	8
CENTRAL-22-30	3000x2200x450mm	10
CENTRAL-22-36	3600x2200x450mm	12
CENTRAL-22-40	4000x2200x450mm	14

**1.148 €**  
**1.491 €**  
**1.941 €**  
**2.524 €**  
**3.281 €**



## CENTRAL-INF


### CENTRAL-INF

Ceiling mounted hoods depth 2200mm, stainless steel AISI with satin finish. Industrial welding with no gaps and edges even on the inner side, oil collector, inner lighting with plexi glas protection. Infusion: This system allows a direct airflow from outside into the canopy and/or ( through a suitable ducting inlet ). Filter and motor not included - available upon order .



MODELS	DIMENSION (L x D x H)	FILTERS
CENTRAL-22-INF-20	2000x2200x500mm	8
CENTRAL-22-INF-24	2400x2200x500mm	8
CENTRAL-22-INF-30	3000x2200x500mm	10

**1.322 €**  
**1.717 €**  
**2.230 €**



# STAINLESS STEEL CONSTRUCTIONS RINSING PREPARATION TABLES

## SINK7-8-1

Sink unit stainless steel construction AISI 304 with one sink, backsplash and lower shelf.

Sink dimension: 500x500x300mm  
External dimensions: 800x700x850mm

472 €



## SINK7-12-2

Sink unit stainless steel construction AISI 304 with two sinks, backsplash and lower shelf.

Sink dimension: 500x500x300mm  
External dimension: 1200x700x850mm

580 €



## SINK-12-1+1

Sink unit stainless steel construction AISI 304 with one sink, left or right side, backcksplash and lower shelf.

Model with left sink: SINK-12-1+1-A  
Model with right sink: SINK-12-1+1-D

Sink dimension: 500x500x300mm  
External dimension: 1200x700x850mm

506 €



## SINK7-16-2+1

Sink unit stainless steel AISI 304 with two sinks ( left or right), backsplash and shelf.

Sink dimension: 500x500x300mm  
External dimensions: 1600x700x850mm  
Model with sinks left: SINK7-16-2+1-A  
Model with sinks right: SINK7-16-2+1-D

680 €



## SINK7-18-2+1

Sink unit stainless steel AISI 304 with two sinks ( left or right), backsplash and shelf.

Sink dimension: 500x500x300mm  
External dimensions: 1800x700x850mm  
Model with sinks left: SINK7-18-2+1-A  
Model with sinks right: SINK7-18-2+1-D

725 €



## SINK7-18-3

Sink unit stainless steel AISI 304 with three sinks, back-splash and shelf.

Sink dimension: 500x500x300mm  
External dimensions: 1800x700x850mm

796 €

CATERING EQUIPMENT FOR HOTELS, RESTAURANTS, CANTEENS, CAFES . . . . .




# STAINLESS STEEL CONSTRUCTIONS RINSING PREPARATION TABLES

## SINK7-20-2+2

Sink unit stainless steel AISI 304 with two sinks , backsplash and shelf.

Sink dimension: 500x500x300mm  
External dimensions: 2000x700x850mm

852 €



## SINK7-1216-POTS

Pot sink unit stainless steel AISI 304 with backsplash and shelf.

## SINK7-12-POTS

Sink dimensions: 1000x500x400mm  
External dimensions: 1200x700x850mm

652 €

## SINK7-16-POTS

Sink dimensions: 1400x500x400mm  
External dimensions: 1600x700x850mm

725 €



## SINK7-H500

Handwash basin with sink, stainless steel AISI 304, backsplash and shelf.

Sink dimension: 500x500x300mm

362 €



## SINK7-H700

Handwash basin , stainless steel AISI 30 with backsplash.

External dimensions: 500x700x940mm

580 €



# STAINLESS STEEL CONSTRUCTIONS RINSING PREPARATION TABLES

## SINK7-12-16-20-CHEF

Stainless steel AISI 304 chef table with one sink, backsplash and shelf.

Faucet optional.

Sink dimension: 500x500x300mm

## SINK7-12-CHEF

External dimensions: 1200x700x850mm

Sink on the right

507 €

## SINK7-16-CHEF

External dimensions: 1600x700x850mm

Sink on the left

608 €

## SINK7-20-CHEF

External dimensions: 2000x700x850mm

Sink on the left

731 €



## SINK7-VEGE

Vegetables prep table stainless steel AISI 304 with one sink, cutting board, waste hole and drainage area, backsplash and shelf. (Faucet optional).

## SINK7-VEGE-12

Sink dimension: 1070x310x180mm

External dimension: 1200x700x850mm

725 €

## SINK7-VEGE-16

Sink dimension: 1440x310x180mm

External dimension: 1600x700x850mm

796 €



## SINK7-FISH

Fish and meat prep table, stainless steel AISI 304 with cutting board, waste hole, drainage area, backsplash and shelf.

## SINK7-FISH-12

External dimension: 1200x700x850mm

725 €

## SINK7-FISH-16

External dimension: 1600x700x850mm

796 €



CATERING EQUIPMENT FOR HOTELS, RESTAURANTS, CANTEENS, CAFES.....

# STAINLESS STEEL CONSTRUCTIONS TABLES-CUPBOARDS - SHELVES - GLASS SHELVES

Stainless steel working table open ,with three drawers or tilting bin and backsplash.



Table dimesions: 500x700x850mm

Open side TE7-05  
With 3 drawer GN1/1 TE7-05D  
With tilting bin TE7-05A



TE7-05

**217 €**

TE7-05D

**434 €**

TE7-05A

**434 €**

CATERING EQUIPMENT FOR HOTELS, RESTAURANTS, CANTEENS, CAFES

## TE7-09

Stainless steel working table open or with six drawers and backsplash.

Table dimensions: 900x700x850mm

Open side TE7-09  
With 6 drawers GN1/1 TE7-09D



TE7-09

**399 €**

TE7-09D

**782 €**

## TE7-09A

Stainless steel table with large tilting bin and backsplash.


**782 €**



Table dimensions: 900x700x850mm



# STAINLESS STEEL CONSTRUCTIONS TABLES-CUPBOARDS-SHELVES - GLASS SHELVES



## WORKING TABLES 1500mm

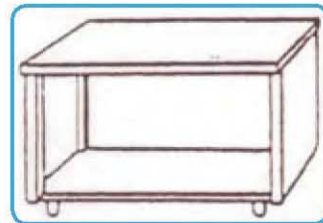
### TE/1,5

Open side stainless steel working table with or without back-splash.

Feet NSF (H= 150-170mm).

Table dimensions: 1500x700x850mm

434 €



### TE/P/1,5

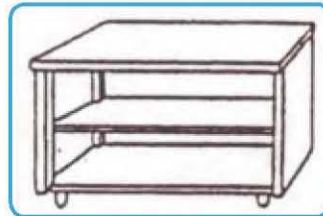
Open side stainless steel working table with or without back-splash.

Drawer in the middle.

Feet NSF (H= 150-170mm).

Table dimensions: 1500x700x850mm

507 €



### TE/2S/1,5

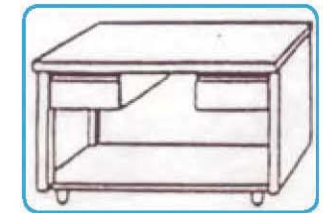
Open side stainless steel working table with or without back-splash.

2 drawers GN 1/1

Feet NSF (H= 150-170mm).

Table dimensions: 1500x700x850mm

651 €



### TE/3SK/1,5

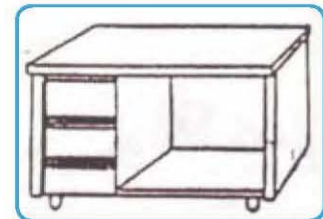
Open side stainless steel working table with or without back-splash.

3 drawers GN 1/1.

Feet NSF (H= 150-170mm).

Table dimensions: 1500x700x850mm

759 €



### TE/P3SK/1,5

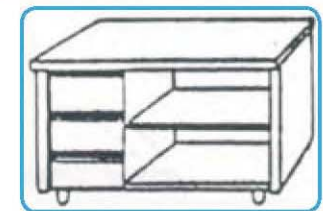
Open side stainless steel working table with or without back-splash.

3 drawers GN 1/1 and shelf in the middle.

Feet NSF (H= 150-170mm).

Table dimensions: 1500x700x850mm

814 €



CATERING EQUIPMENT FOR HOTELS, RESTAURANTS, CANTEENS, CAFES . . . . .



# STAINLESS STEEL CONSTRUCTIONS TABLES-CUPBOARDS-SHELVES - GLASS SHELVES



## WORKING TABLES 1900mm

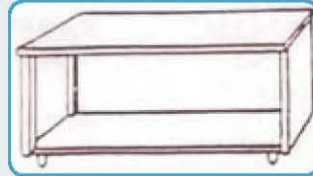
### TE/1,9

Open side stainless steel working table with or without backsplash.

Feet NSF (H= 150-170mm).

Table dimensions: 1900x700x850mm

507 €



### TE/P/1,9

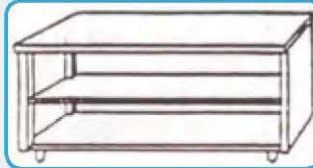
Open side stainless steel working table with or without backsplash.

Shelf in the middle

Feet NSF (H= 150-170mm).

Table dimensions: 1900x700x850mm

596 €



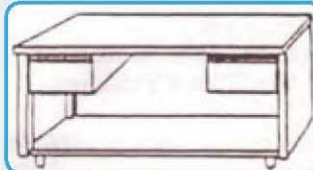
### TE/2S/1,9

Open side stainless steel working table with or without backsplash. 2 drawers GN 1/1.

Feet NSF (H= 150-170mm).

Table dimensions: 1900x700x850mm

725 €



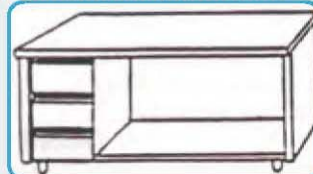
### TE/3SK/1,9

Open side stainless steel working table with or without backsplash. 3 drawers GN1./1.

Feet NSF (H= 150-170mm).

Table dimensions: 1900x700x850mm

833 €



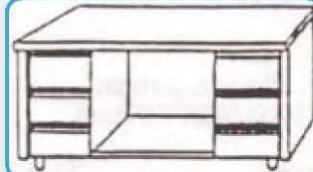
### TE/P6SK/1,9

Open side stainless steel working table with or without backsplash. 6 drawers GN1/1/.

Feet NSF (H= 150-170mm).

Table dimensions: 1900x700x850mm

1157 €



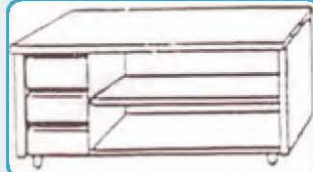
### TE/P3SK/1,9

Open side stainless steel working table with or without backsplash. 3 drawers GN1/1 and shelf in the middle.

Feet NSF (H= 150-170mm).

Table dimensions: 1900x700x850mm

905 €



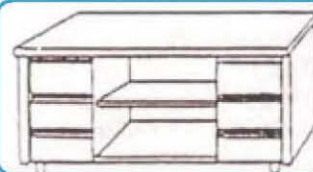
### TE/P6SK/1,9

Open side stainless steel working table with or without backsplash. 6 drawers GN1/1 and shelf in the middle.

Feet NSF (H= 150-170mm).


Table dimensions: 1900x700x850mm

1213 €





# STAINLESS STEEL CONSTRUCTIONS- TABLES-CUPBOARDS-SHELVES-GLASS SHELVES




## WORKING TABLES 2300mm

### TE/2,3

Open side stainless steel working table with or without backsplash.  
Feet NSF (H=150-170mm).  
Table dimensions: 2300x700x850mm

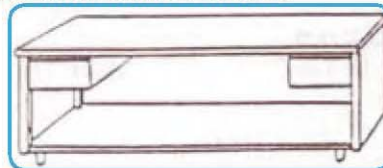
**580 €**



### TE/2S/2,3

Open side stainless steel working table with or without backsplash. 2  
drawers GN1/1.  
Feet NSF (H=150-170mm).  
Table dimensions: 2300x700x850mm


**796 €**



### TE/P/2,3

Open side stainless steel working table with or without backsplash.  
Shelf in the middle.  
Feet NSF (H=150-170mm).  
Table dimensions: 2300x700x850mm

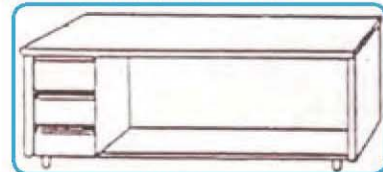
**689 €**



### TE/3SK/2,3

Open side stainless steel working table with or without backsplash. 3  
drawers GN1/1.  
Feet NSF (H=150-170mm).  
Table dimensions: 2300x700x850mm

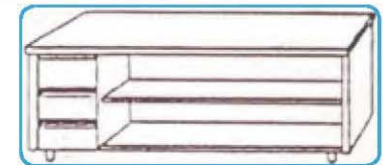
**905 €**



### TE/P3SK/2,3

Open side stainless steel working table with or without backsplash.  
3 drawers GN1/1 and shelf in the middle.  
Feet NSF (H=150-170mm).  
Table dimensions: 2300x700x850mm

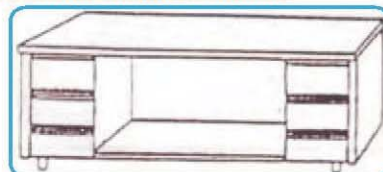
**995 €**



### TE/6SK/2,3

Open side stainless steel working table with or without backsplash.  
6 drawers GN1/1.  
Feet NSF (H=150-170mm).  
Table dimensions: 2300x700x850mm

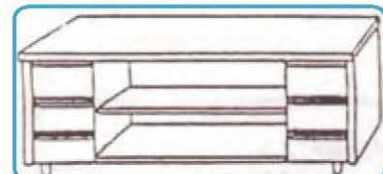
**1231 €**



### TE/P6SK/2,3

Open side stainless steel working table with or without backsplash.  
6 drawers GN1/1. Shelf in the middle.  
Feet NSF (H=150-170mm).  
Table dimensions: 2300x700x850mm

**1301 €**



CATERING EQUIPMENT FOR HOTELS, RESTAURANTS, CANTEENS, CAFES



# STAINLESS STEEL CONSTRUCTIONS TABLES-CUPBOARDS-SHELVES - GLASS SHELVES



## STORAGE TABLES

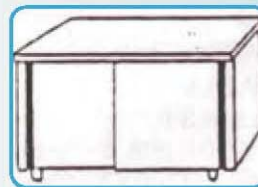
### TEM/1,5

Stainless steel storage table with sliding doors, with or without backsplash.

Feet NSF (H=150-170mm).

Dimensions: 1500x700x850mm

442 €



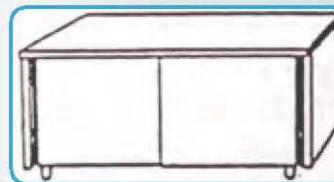
### TEM/1,9

Stainless steel storage table with sliding doors, with or without backsplash.

Feet NSF (H=150-170mm).

Dimensions: 1900x700x850mm

616 €



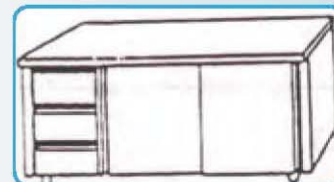
### TEM/3SK/1,9

Stainless steel storage table with sliding doors, with or without backsplash. 3 drawers GN 1/1.

Feet NSF (H=150-170mm).

Dimensions: 1900x700x850mm

905 €



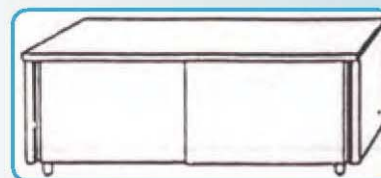
### TEM/2,3

Stainless steel storage table with sliding doors, with or without backsplash.

Feet NSF (H=150-170mm).

Dimensions: 2300x700x850mm

725 €



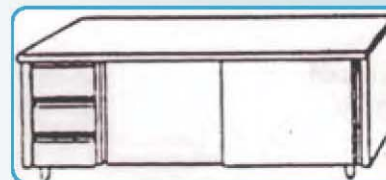
### TEM/3SK/2,3

Stainless steel storage table with sliding doors, with or without backsplash. 3 drawers GN 1/1.

Feet NSF (H=150-170mm).

Dimensions: 2300x700x850mm

1014 €



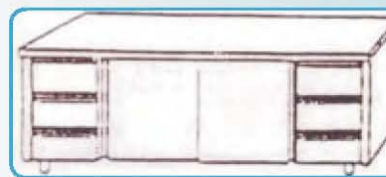
### TEM/6SK/2,3

Stainless steel storage table with sliding doors, with or without backsplash. 6 drawers GN 1/1.

Feet NSF (H=150-170mm).

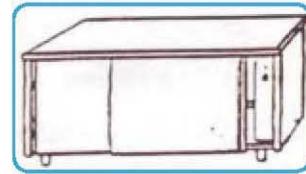
Dimensions: 2300x700x850mm

1301 €

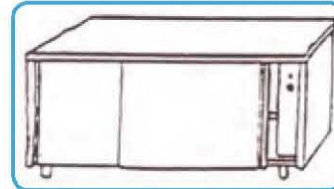


# STAINLESS STEEL CONSTRUCTIONS TABLES-CUPBOARDS-SHELVES - GLASS SHELVES

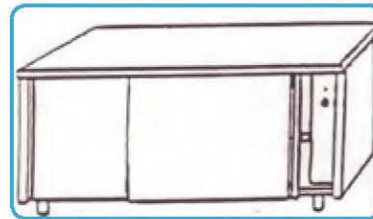
## WARMING STORAGE TABLE



TEMW/1,9



TEMW/2,3



TEMW/1,5

Stainless steel warming storage table with sliding doors with or without backsplash. Feet NSF (H=150-170mm). On shelf in the middle. Main ON/OFF switch 16A.

TEMW/1,5Element 2,0KW Dimensions: 1500x700x850mm

TEMW/1,9Element 2,5KW Dimensions: 1900x700x850mm


TEMW/2,3Element 3,0KW Dimensions: 2300x700x850mm

**651 €**

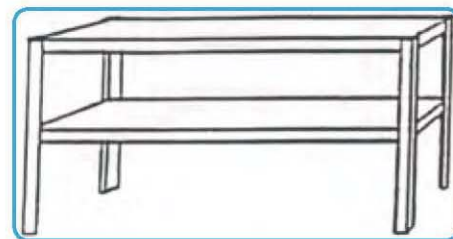
**759 €**

**868 €**

## OVERSHELF



Ps1



Ps2

Stainless steel serving shelf from square tube single or double. To be used on the other appliances to help the serving.

PS1/0,5 single Dimensions: 500x400x500mm **73 €**

PS2/0,5 double Dimensions: 500x400x800mm **129 €**

PS1/1,5 single Dimensions: 1500x400x500mm **129 €**

PS2/1,5 double Dimensions: 1500x400x800mm **163 €**

PS1/2,3 single Dimensions: 2300x400x500mm **181 €**

PS1/0,9 single Dimensions:900x400x500mm **90 €**

PS2/0,9 double Dimensions:900x400x800mm **145 €**

PS1/1,9 single Dimensions:1900x400x500mm **163 €**

PS2/1,9 double Dimensions:1900x400x800mm **181 €**



# STAINLESS STEEL CONSTRUCTIONS TABLES-CUPBOARDS-SHELVES - GLASS SHELVES

Pa400

## WALL CABINET for glasses and dishes

Pk400



Stainless steel wall cabinets for glasses and dishes with sliding doors or open.

LINE PK-400 open side.

LIST PRICE:

PK-400-05 Dimensions: 500x400x600mm

PK-400-10 Dimensions: 1000x400x600mm

PK-400-15 Dimensions: 1500x400x600mm

145 €

217 €

284 €

Line PK-400 with sliding doors.

PK-400-05 Dimensions: 500x400x600mm

PK-400-10 Dimensions: 1000x400x600mm

PK-400-15 Dimensions: 1500x400x600mm

216 €

289 €

361 €

## STORAGE CORNER - CORNER WALL CABINET

Stainless steel storage corner stand unit.

GO-700-1

GO-400-1

508 €

435 €



GO-700-1

GO-400-1



Stainless steel shelf.

PA-1200  
1200x500x2000mm

PA-1600  
1600x500x2000mm

361 €

435 €

## CUPBOARD - SHELVES



Stainless steel stand unit cupboard with 2 sliding doors and 4 inner shelves. Feet NSF (H=150-170mm).

NT-1200 Dimensions 1200x700x2000mm

NT-1600 Dimensions 1600x700x2000mm

NT-2000 Dimensions 2000x700x2000mm

760 €

918 €

1042 €

Stainless steel waste bucket.  
Round or square.

95L Round

95S Square

217 €

290 €



PA-300 / PA 400

Stainless steel wall shelves with one rack and 2 wall brackets.

PA-300-05 Dimensions: 500x300x40mm

PA-300-10 Dimensions: 1000x300x40mm

PA-300-15 Dimensions: 1500x300x40mm

PA-300-19 Dimensions: 1900x300x40mm

PA-300-23 Dimensions: 2300x300x40mm

PA-400-05 Dimensions: 500x400x40mm

PA-400-10 Dimensions: 1000x400x40mm

PA-400-15 Dimensions: 1500x400x40mm

PA-400-19 Dimensions: 1900x400x40mm

PA-400-23 Dimensions: 2300x400x40mm

81 €

97 €

108 €

163 €

198 €

97 €

116 €

129 €

145 €

217 €

## WALL SHELVES



PA 300



PA 400



PG

Stainless steel corner wall shelves with 2 wall connections and 2 wall brackets.

PG-300 Dimensions: 300x300x40mm

PG-400 Dimensions: 400x400x40mm

145 €

181 €

.....CATERING EQUIPMENT FOR HOTELS, RESTAURANTS, CANTEENS, CAFES