



WMF
WMF HOTEL



MINIBAR & REFRIGERATION TECHNOLOGY



Experience the cool of silence

MiniMax Solutions

www.electrolux.com.mk
www.wmf.mk
www.frinko.mk



WMF
WMF HOTEL



SERIE UNIQUE

STANDARD FEATURES

- The use of C-pentan (100% environment-friendly)
- Absorption cooling system
- ISM logic thermostat
- Automatic defrost
- Interior led light
- Reversible door
- Transparent shelves
- 1.5 lt Bottle holder (40 lt)

OPTIONAL FEATURES

- Energy supply (110V/60Hz -12/230V - 12/110V -24/230V)
- Lock
- Wheels
- Glass door • Chromium door
- Inox
- Sliding hinge for built in models
- Free standing
- Built in
- Ice Cube

COLOR RANGE



Black



White



Dark Brown



Grey
(Metallic)



Stainless
Steel (Inox)



→ SM 407


www.electrolux.com.mk

www.wmf.mk

www.frinko.mk



Sliding hinge fixture for built-in models



Transparent shelves



Lock (Optional)



Wheels (Optional)



Embedded interior led light



Reversible door



1.5 ft Bottle holder (40 lt)

MODEL	SM 307	SM 407
Gross Volume	33 Lt	38 Lt
Net Volume	28 Lt	33 Lt
External Dimensions (HxWxD) mm	511 mm x 441 mm x 457 mm	566 mm x 441 mm x 457 mm
Packed Dimensions (HxWxD) mm	559 mm x 464 mm x 494 mm	614 mm x 464 mm x 494 mm
Compartment Type	Cellar	Cellar
Energy Consumption (kWh/Annum)	247	292
Energy Class	D	E
Energy Efficiency Index	99,08	116,7
Climate Class	N (16°C - 32°C)	N (16°C - 32°C)
Storage Temperature C°	8 - 14	8 - 14
Gross Weight	15,1 kg	16 kg
Net Weight	13,4 kg	14,5 kg
Power	60-75 Watt	60-75 Watt
Power Supply	230 V / 50-60 Hz	230 V / 50-60 Hz
Container Loading Capacity (20'/40'/40'HC)	260 - 540 - 540	165 - 360 - 480

This product is compatible to EU directives: 643 / 2009 and 1060 / 2010. Products are tested according to EN ISO 15502 standards.



→ SM 307

www.electrolux.com.mk

www.wmf.mk

www.frinko.mk

SERIE PLATINUM

STANDARD FEATURES

- The use of C-pentan (100% environment-friendly)
- Absorption cooling system
- ISM logic thermostat
- Automatic defrost
- Interior led light
- Reversible door
- Blue transparent shelves
- Curved door
- 1.5 lt Bottle holder (40 lt/52 lt/60 lt)

OPTIONAL FEATURES

- Energy supply (110V/60Hz-12/230V-12/110V-24/230V)
- Lock
- Wheels
- Mdf door
- Glass door
- Chromium door
- Sliding hinge for build in models
- Free standing
- Built in
- Ice cube

COLOR RANGE



Black



White



Dark Brown



Teka



Oak



Sapeli



Grey (Metallic)



→ SM 301



→ SM 401





→ SM 601



SERIE PLATINUM



→ SM 401-06



→ SM 401 Monoblok



→ SM 521-C




MODEL	SM 301	SM 401	SM 521	SM 601
Gross Volume	30 Lt	38 Lt	43 Lt	54 Lt
Net Volume	26 Lt	33 Lt	38 Lt	48 Lt
External Dimensions (H-W-D)	512 mm x 419 mm x 423 mm	566 mm x 441 mm x 457 mm	610 mm x 441 mm x 457 mm	566 mm x 477 mm x 522 mm
Packed Dimensions (H-W-D)	559 mm x 442 mm x 464 mm	614 mm x 464 mm x 494 mm	659 mm x 464 mm x 494 mm	623 mm x 499 mm x 554 mm
Compartment Type	Cellar	Cellar	Cellar	Cellar
Energy Consumption (kWh / Annum)	256	263	270	270
Energy Class	D	D	D	D
Energy Efficiency Index	102,6	105,1	107,7	107,1
Climate Class	N (16°C - 32°C)	N (16°C - 32°C)	N (16°C - 32°C)	N (16°C - 32°C)
Gross Weight	13,4 kg	15,4 kg	16,6 kg	17,7 kg
Net Weight	12,1 kg	14 kg	15 kg	16 kg
Power	60-75 Watt	60-75 Watt	60-75 Watt	75 Watt
Power Supply	230 V / 50-60 Hz	230 V / 50-60 Hz	230 V / 50-60 Hz	230 V / 50-60 Hz
Container Loading Capacity (20°/40°/40°HC)	260 - 540 - 540	165 - 360 - 480	165 - 360 - 480	132 - 276 - 368

This product is compatible to EU directives: 643 / 2009 and 1060 / 2010.
Products are tested according to EN ISO 15502 standards.



Sliding hinge fixture for built-in models



Crystal shelves



Lock (Optional)



Wheels (Optional)



Intelligent LED light



Reversible door



1.5 lt Bottle holder (40 lt/52 lt/60 lt)



→ SM 301-G



→ SM 401-G

SERIE PELTIER

Dedicated to green world



→ SM 301-TH



Peltier Technology is based on an effect, which was discovered by the french physicist Peltier in 1834. It occurs when a current is passed through two dissimilar metals or semiconductors that are connected to each other at two junctions (Peltier junctions). The current drives a transfer of heat from one junction to the other: one junction cools off while the other heats up; as a result, this effect is used for thermoelectronic cooling.



→ SM 521-TH



→ SM 601-TH






STANDARD FEATURES


- The use of C-pentan (Environment friendly)
- Peltier cooling system
- PID Energy Saving Program
- Electronic thermostat
- Automatic defrost
- Intelligent LED light
- Reversible door
- Transparent shelves
- Curved door
- 1.5 lt Bottle holder (40 lt/52 lt/60 lt)

OPTIONAL FEATURES

- Energy supply (110V/60Hz - 12/230V - 12/110V - 24/230V)
- Lock
- Wheels
- MDF door
- Glass door
- Chromium door



Sliding hinge for built in use



Transparent shelves



Lock (Optional)



Wheels (Optional)



Intelligent LED light



1.5 lt Bottle holder (40 lt/52 lt/60 lt)



Reversible door



Special designed evaporator


MODEL	SM 301-TH	SM 401-TH	SM 521-TH	SM 601-TH
Gross Volume	30 Lt	38 Lt	43 Lt	54 Lt
Net Volume	26 Lt	33 Lt	38 Lt	48 Lt
External Dimensions (HxWxD)	512 mm x 419 mm x 397 mm	566 mm x 441 mm x 432 mm	610 mm x 441 mm x 432 mm	566 mm x 477 mm x 522 mm
Packed Dimensions (HxWxD)	559 mm x 442 mm x 464 mm	614 mm x 464 mm x 494 mm	659 mm x 464 mm x 494 mm	623 mm x 499 mm x 554 mm
Compartment Type	Cellar	Cellar	Cellar	Cellar
Energy Consumption (kWh/Annum)	96	104	125	200
Energy Class	A+	A+	A	C
Energy Efficiency Index	38,56	41,76	49,93	79,14
Climate Class	N(16°C - 32°C)	N(16°C - 32°C)	N(16°C - 32°C)	N(16°C - 32°C)
Gross Weight	12,2 kg	14 kg	14,45 kg	16,4 kg
Net Weight	10,9 kg	12,6 kg	12,85 kg	14,6 kg
Power	60 Watt	60 Watt	60 Watt	60 Watt
Power Supply	100-240 V / 50-60 Hz	100-240 V / 50-60 Hz	100-240 V / 50-60 Hz	100-240 V / 50-60 Hz
Container Loading Capacity (20'/40'/40'HC)	260 - 540 - 540	165 - 360 - 480	165 - 360 - 480	132 - 276 - 368

This product is compatible to EU directives: 643 / 2009 and 1060 / 2010. Products are tested according to EN ISO 15502 standards.



Noiseless Design
0 dB

COLOR RANGE



→ SM 401-TH

SERIE ECO

STANDARD FEATURES

- 1,5 Lt Bottle Holder (40 Lt)
- The use of C-pentan (100% environment-friendly)
- Absorption cooling system
- Mechanic thermostat
- White plastic shelves
- Flat door

OPTIONAL FEATURES

- Reversible door
- Energy supply (110V/60Hz - 12/230V - 12/110V - 24/230V)
- Sliding hinge
- Light
- Lock
- Wheels
- Built in
- Freestanding

MODEL	SM 40 ECO
Gross Volume	38 Lt
Net Volume	34 Lt
External Dimensions (HxWxD) mm	566 mm x 441 mm x 457 mm
Packed Dimensions (HxWxD) mm	614 mm x 464 mm x 494 mm
Compartment Type	Cellar
Energy Consumption (kWh / Annum)	278
Energy Class	E
Energy Efficiency Index	111
Climate Class	N (16°C - 32°C)
Gross Weight	15,4 kg
Net Weight	14 kg
Power	60-75 Watt
Power Supply	230 V / 50-60 Hz
Container Loading Capacity (20'/40'/40'HC)	165 - 360 - 480

This product is compatible to EU directives: 643 / 2009 and 1060 / 2010. Products are tested according to EN ISO 15502 standards.

COLOR RANGE



Black



White



Dark Brown



Sliding hinge fixture for built-in models



Lock (Optional)



Wheels (Optional)

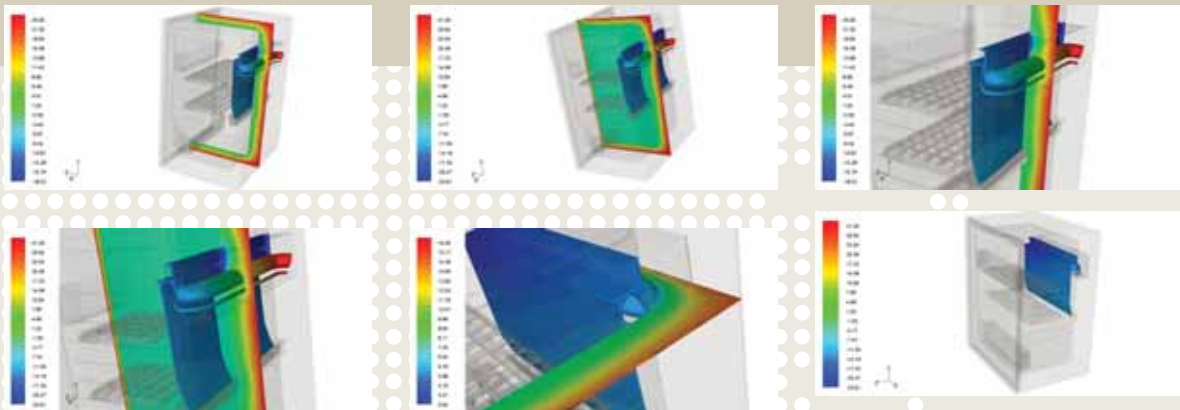


Interior light (Optional)



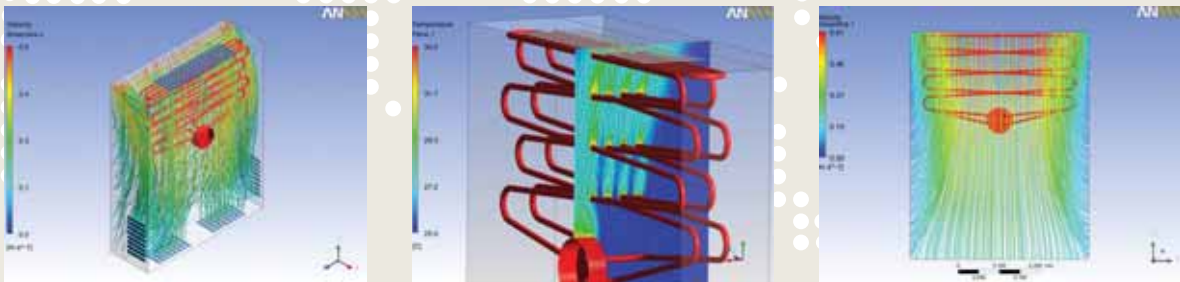
→ SM 40 ECO

PERFORMANCE



The ease of use and breadth of modeling capabilities available within ANSYS CFD software have allowed us to understand new design products better and quickly evaluate many different components at a design's conceptual stage while providing the accuracy necessary to optimize the chosen design.

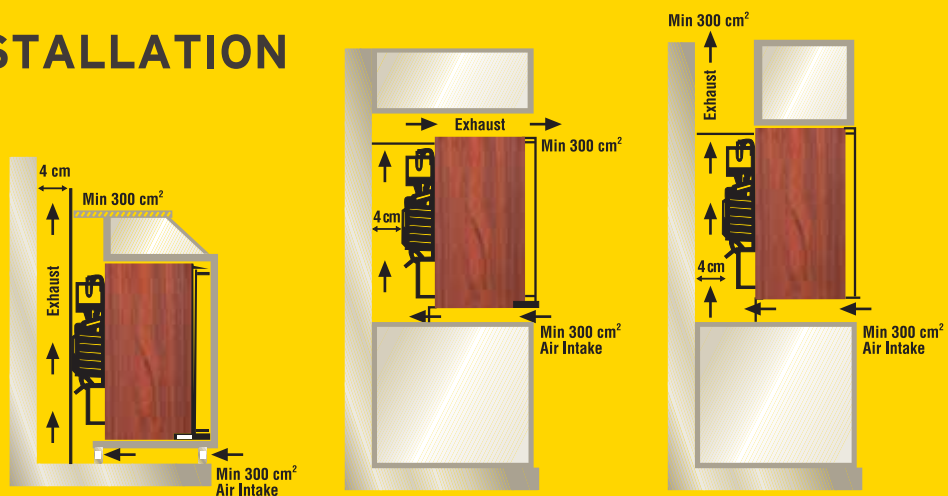
Through the timely application of CFD we are able to reduce the number of prototypes tested and the time to get our products to market. With the help of Ansys CFD, our customers are going to spend less money on energy with our new designs.



The use of best qualified Peltier modules have allowed us to create a minibar with Peltier Technology working for 200.000 hours and a better performance not effected by thermal stress due to thermal barriers put on Peltier Modules.

PROPER INSTALLATION

These instructions are appropriate for installation of built in minibars into a furniture.



SAFES

FEATURES

- 200 x 405 x 410 mm (H x W x D)
- Weight: 15,5 kg; Volume: 27 litres
- Motorised Digital Electronic Lock
- Thickness of door 6 mm; of walls 2mm
- Lasercut front and door
- Motorised digital electronic lock with permanent memory
- Visual Signalling on high contrast LED'S display
- Audit trail to know the last 100 events from display
- Changeable mastercode and emergency key override for the Hotel
- Batteries included
- Fixing holes on back and base (2+2)
- Expansion bolts included
- Cover carpet provided
- Powder coated finish in black / ivory colour

LED Display
+
Audit

→ ISM T I



HAIR DRYERS

Shaver
Socket



STANDARD FEATURES

- On / Off Button
- 110 /220 V Shaver socket
- 1200 Watt Power
- 2 level temperature control

→ HD H 20

STANDARD FEATURES

- On / Off Button
- 110 /220 V Shaver socket
- 1200 Watt Power
- 2 level temperature control

Shaver
Socket

→ HD H 21

