



The devimat underfloor heating system

Enjoy luxurious, comfortable warm floors all year round with devimat underfloor heating

Experience comfortable, luxurious warm floors all year round with the devimat underfloor heating system from DEVI. As well as being simple and quick to install, the system provides an invisible and economic heating solution, giving you total freedom when decorating and furnishing. The perfect finishing touch to any room in your home!

• Luxurious warm floors

The cable is pre-spaced onto a self adhesive mesh which ensures an even, luxurious warm floor. The devimat can act as a primary heat source, providing the output will cover the heat loss of the room.

• Simple and quick to install in any size or shape!

The cable is a twin conductor, which means that once you have laid the mat, there is no second tail to return to the thermostat, saving installation time and cost.

• Unique ultra-strong adhesion

No other product on the market can rival the devimat's level of adhesion. It combines adhesive strips on both the mesh and tape strips, ensuring it sticks securely to the floor surface.

• Ultra-thin

The cable is only 3.5mm in diameter so it adds no appreciable height to the floor.

• Economical and maintenance free


The system costs approximately 0.6 - 0.7 pence per hour per square meter to run and once installed, there are no maintenance costs to consider.

• 100% aluminium earth sheath

Manufactured by DEVI to the highest EU standards, the devimat features a 100% aluminium earth sheath, making it fully compliant with The IEE wiring requirements for installation in wet areas.

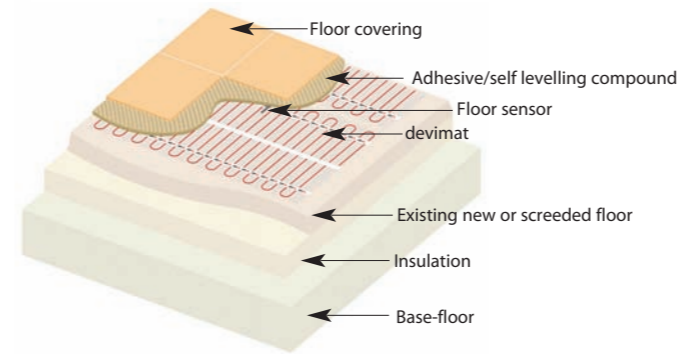


• Ten-year warranty and complete technical support
DEVI provides complete technical support and all mats and cables are backed up by a ten-year manufacturers warranty. Thermostats are supplied with a two-year manufacturers warranty.

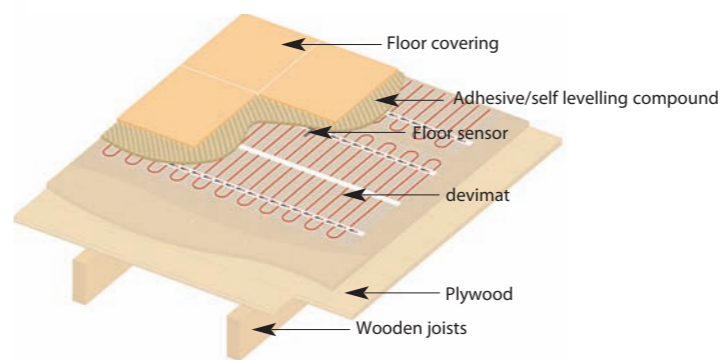


Floor structures

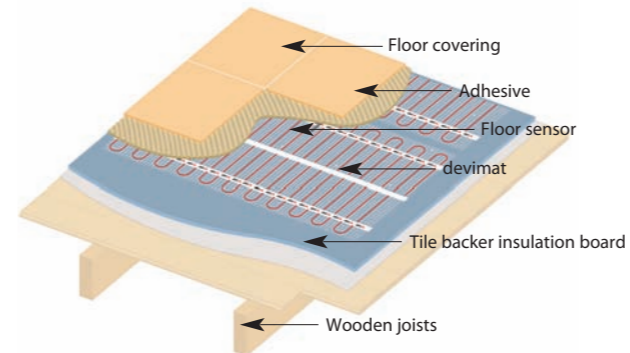
devimat installed onto concrete



devimat installed onto timber



devimat installed onto tile-backer board*



*Although not essential, tile backer board helps reduce downward heat, therefore increasing the efficiency of the system.

Controlling your system - devireg thermostats

devireg 550

- Combined 7-day thermostat and timer.
- Intelligent pre-heat function enables the controller to calculate exactly what time the system should be switched on to achieve the required temperature.
- This accurate control ensures an exceptionally high level of energy efficiency and minimal running costs.
- Also available in brushed silver.



devireg 535

- Combined 7-day thermostat and timer.
- Can be locked to both minimum and maximum temperatures.
- Lowest standby consumption on the market, max 0.30W, additional feature - child lock safety function.



devireg 130

- Basic surface mounted thermostat, well-suited to floor warming applications.
- Uses a floor sensor to monitor the floor temperature, but with no timer.



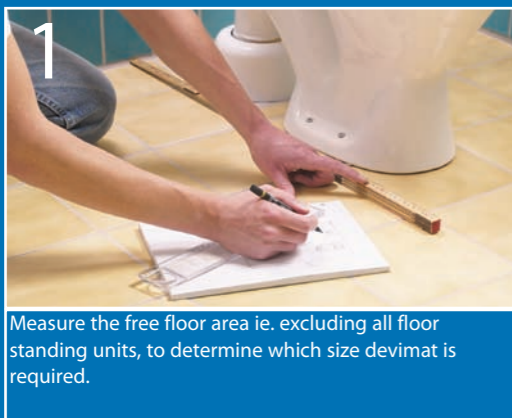
Ancillary Products

deviguard cable monitor

- The deviguard cable monitor can be connected to the mat during installation to monitor the heating cable circuit. Accidents do happen and in the event that the heating cable is damaged during installation an audible alarm will sound, installation can be halted and the cable repaired with a repair kit. The unit uses a standard 9V battery (not supplied).



Installation




1 Measure the free floor area ie. excluding all floor standing units, to determine which size devimat is required.



2 Cut a groove into the floor and wall 10mm deep and wide for the floor sensor and tube. The tube allows for easy removal of the floor sensor if required.



3 Before laying the devimat, the existing floor should be clean and dry, primed if necessary. Once the mat has been tested, it is then rolled out and laid onto the floor.



4 Upon reaching the end of a mat run, simply cut the mesh, turn the mat and lay the next piece beside the first. The red heating cable must NOT be cut.



5 Cover with one layer of flexible tile adhesive/self levelling compound and allow to dry before tiling, or lay the tile adhesive and tiles in one step. A flexible tile adhesive and grout should always be used.

Insulation: Whilst insulation and tile backer boards can reduce the flow of downward heat, the devimat can be installed onto an uninsulated floor, still providing a warm floor.

Electrical Connections: All electrical connections must be made by a qualified electrician.

Choosing your system in three simple steps

1 Select devimat type

For timber based floors, select the 100W/m² devimat and for concrete based floors select 150W/m². If a room is part timber, part concrete, treat each area separately with separate controllers.

2 Select a devimat size

Select devimat or combination of mats equivalent to the available free floor area, or under, excluding all floor units (ie. bath, WC, kitchen units). For example, if there is 4.3m² available, select the 4m² devimat.

3 Select controller

Generally only one controller will be needed, but for larger areas: Timber based floors - use one per 35m², concrete based floors - use one per 23m².

devimat 100W/m²

Product code	Area (m ²)	Load(W)
83030121	1.0	100
83030122	1.5	225
83030123	2.0	300
83030124	2.5	375
83030125	3.0	450
83030126	3.5	525
83030127	4.0	600
83030128	5.0	750
83030129	6.0	900
83030130	7.0	1050
83030131	8.0	1200
83030132	9.0	1350
83030133	10.0	1500
83030134	12.0	1800


devimat 150W/m²

Product code	Area (m ²)	Load (W)
83030101	1.0	100
83030102	1.5	150
83030103	2.0	200
83030104	2.5	250
83030105	3.0	300
83030106	3.5	350
83030107	4.0	400
83030108	5.0	500
83030109	6.0	600
83030110	7.0	700
83030111	8.0	800
83030112	9.0	900
83030113	10.0	1000
83030114	12.0	1200

Thermostats and ancillary products

Product code	Colour	Description
19150028	White	devireg 550 combined thermostat/timer
19150062	Brushed silver	devireg 550 combined thermostat/timer
19112012	White	devireg 130 thermostat (no timer)
19116618	White	devireg 535 combined thermostat/timer
30953095	-	deviguard cable monitor
18055510	-	devimat repair kit

The world's leading manufacturer



DEVI is the world's leading manufacturer of electric underfloor heating and a member of the international Danfoss group. Our extensive ISO 9001 compliant research, development and manufacturing units work to the highest UK and European standards to ensure the highest levels of product quality.

When it comes to sheer mechanical strength, no other electric underfloor heating product on the market compares to the devimat. The unique ultra-strong adhesion system and twin conductor cable combine to ensure installation is as fast and simple as possible, saving your time and cost.

Furthermore, the devimats 100% aluminium earth sheathing makes the system fully compliant with The IEE wiring requirements for installation in wet areas, removing the need to install an earth metallic grid.

