


ECO SERIE



STANDARD FEATURES

- › The use of C-pentan (100% environment friendly)
- › Absorbtion cooling system
- › Mechanic thermostat



- › White plastic shelves
- › Flat door

OPTIONAL FEATURES

- › Reversible Door
- › Energy supply(110V/60Hz - 12/230V - 12/110V -24/230V)
- › sliding hinge
- › Light
- › Lock
- › Wheels
- › Built in / Freestanding

COLOR RANGE

- › White
- › Black
- › Dark Brown


MODEL	SM 40 ECO
Gross Volume	39,3 lt.
unpacked dimensions(HxWxD)	557X408X454 mm.
packed dimensions(HxWxD)	604X432X484 mm.
power	60-75 watt
power supply	230V/50-60 Hz
energy consumption	1,15 kWh/24 hr/25°C
net weight	12.6 kg
gross weight	14.1 kg.
climate class	N
temperature interval	16-32°C
container loading capacity 20'/40'/40'hc	189-387-516

PLATINIUM SERIE



STANDARD FEATURES

- › The use of C-pentan (100% environment friendly)
- › Absorption cooling system
- › ISM logic thermostat



- › Automatic Defrost
- › Interior Led Light
- › Blue Transparent Shelves
- › Ice Cube
- › Curved Door
- › 1,5 lt Bottle Holder (40 lt / 52 lt / 60 lt)

OPTIONAL FEATURES

- › Reversible Door
- › Energy supply(110V/60Hz - 12/230V - 12/110V - 24/230V)
- › Lock
- › Wheels
- › MDF door
- › Glass door
- › Chromium door
- › Sliding hinge for built in models
- › Free standing
- › Built in

COLOR RANGE

- › white
- › black
- › dark brown
- › grey(metallic)
- › oak
- › sapeli
- › teka

MODEL	SM 301	SM 401	SM 521	SM 601
Gross Volume	29,30 lt.	36,56 lt.	42,80 lt.	55,40lt.
unpacked dimentions(HxWxD)	512X419X423 mm.	566X441X457 mm.	610X441X457 mm.	566X477X522 mm.
packed dimensions(HxWxD)	559X442X464 mm.	614X464X494 mm.	659X464X494 mm.	623X499X554 mm
power	60 -75 watt	60-75 watt	60-75 watt	60-75 watt
power supply	230V/50-60 Hz	230V/50-60 Hz	230V/50-60 Hz	230V/50-60 Hz
energy consumption	0,90 kWh/24 hr/25°C	0,87 kWh/24 hr/25°C	0,95 kWh/24 hr/25°C	0,95 kWh/24 hr/25°C



www.electrolux.mk www.elektroluks.mk www.elektroluks.eu
 electrolux@t-home.mk elektroluks@t-home.mk




net weight	12,97 kg	14.30 kg	14,98 kg	16 kg
gross weight	14,57 kg.	15,90 kg.	16,63 kg.	17,7 kg.
climate class	N	N	N	N
temperature interval	16-32°C	16-32°C	16-32°C	16-32°C
container loading capacity 20'/40'/40'hc	260-540-540	165-360-480	165-360-480	132-276-368

UNIQUE SERIE



STANDARD FEATURES

- › The use of C-pentan (100% environment friendly)
- › Absorption cooling system
- › ISM Logic Thermostat
- › Automatic Defrost



- › Interior Led Light
- › Transparent Shelves
- › Ice Cube
- › 1,5 Lt Bottle Holder (40 lt)

OPTIONAL FEATURES

- › Reversible Door
- › Energy supply(110V/60Hz - 12/230V - 12/110V -24/230V)
- › Lock
- › Wheels
- › Glass Door
- › Chromium Door
- › Stainless Steel (Inox)
- › Sliding hinge for built in models
- › Free standing
- › Built in

COLOR RANGE

- › White
- › Black
- › Dark Brown
- › Grey (Metallic)

MODEL	SM 307	SM 407
Gross Volume	33.85 lt.	38.90 lt.
unpacked dimensions(HxWxD)	511X441X457 mm.	566X441X457mm.
packed dimensions(HxWxD)	559X464X494 mm.	614X465X494mm.
power	60 watt	60 watt
power supply	230V/50 Hz	230V/50 Hz
energy consumption	0,78 kWh/24 hr/25°C	0,80 kWh/24 hr/25°C
net weight	13.4 kg.	14.5 kg.
gross weight	15.1 kg.	16 kg.
climate class	N	N



temperature interval	16-32°C	16-32°C
container loading capacity 20'/40'/40'hc	189-387-516	189-387-516

PELTIER SERIE



STANDART FEATURES

- › Use of C-Pentan (% 100 environment friendly)
- › Peltier Cooling System
- › PID Energy Saving Program
- › Electronic Thermostat
- › Automatic Defrost
- › Inteligent LED Light
- › Transparent Shelves



- › Curved Door
- › 1,5 lt Bottle Holder (40 lt /52 lt / 60 lt)

OPTIONAL FEATURES

- › Reversible Door
- › Energy Supply (110V-60Hz - 12/230V - 12/110V - 24/230V)
- › Lock
- › Wheels
- › MDF Door
- › Glass Door
- › Chromium Door
- › Sliding Hinge for Built in Use

COLOR RANGE

- › White
- › Black
- › Dark Brown
- › Grey (metallic)
- › Oak
- › Sapeli
- › Teca

MODEL	SM 301	SM 401	SM 521	SM 601
Gross Volume	29,30 lt.	36,56 lt.	42,80 lt.	55,40 lt.
unpacked dimentions(HxWxD)	512X419X397 mm.	566X441X432 mm.	610X441X432 mm.	566X477X497 mm.
packed dimensions(HxWxD)	559X442X464 mm.	614X464X494 mm.	659X464X494 mm.	623X499X554 mm
power	60-75 watt	60-75 watt	60-75 watt	60-75 watt
power supply	230V/50 -60 Hz	230V/50-60 Hz	230V/50 -60 Hz	230V/50-60 Hz
energy consumption	0,37 kWh/24 hr/25°C	0,44 kWh/24 hr/25°C	0,47 kWh/24 hr/25°C	0,51 kWh/24 hr/25°C
net weight	10,65 kg	12,45 kg	12,85 kg	13,65 kg
gross weight	12,15 kg.	13,95 kg.	14,45 kg.	15,35 kg.
climate class	N	N	N	N
temperature interval	16-32°C	16-32°C	16-32°C	16-32°C
container loading capacity 20'/40'/40'hc	260-540-540	165-360-480	165-360-480	132-276-368