



BAE Bladder Accumulators

For working pressures up to 330 bar

aerospace
climate control
electromechanical
filtration
fluid & gas handling
hydraulics
pneumatics
process control
sealing & shielding



ENGINEERING YOUR SUCCESS.

Introduction**Bladder Accumulators**

Liquids are practically incompressible and therefore cannot be used directly for storing energy. Hydro-pneumatic accumulators use the differing compressibility of liquid and gaseous media to enable energy to be stored in liquids under pressure.

Parker's hydro-pneumatic bladder accumulators provide a means of regulating the performance of a hydraulic system. Their simple, compact, design ensures dependable performance, maximum efficiency and long service life.

Technical Data

Standard volumes 1 – 50 litres
Operating pressure Up to 330 bar, with $p_2 < 4 \times p_1$
where p_1 = minimum working pressure
and p_2 = maximum working pressure

Precharge pressure
– energy storage 90% of minimum working pressure
– pulsation dampening 60% of maximum working pressure
– shock suppression 60% of maximum pump pressure

Std. temperature range Shell and ports: -40°C to +80°C
Bladder and seals: -15°C to +80°C
For use at other temperatures, please consult factory.

Fluid type Mineral oil (standard compounds)

Positioning From vertical (fluid port downwards) to horizontal. A minimum clearance of 200mm must be left above the gas valve for mounting the charging and gauging assembly – see page 5.

Contents

	Page
Technical Data	2
Design Features and Benefits	3
Models, Capacities and Dimensions	3
Flow Rates	3
Repair Kits and Parts List	4
Bladder Compounds	5
Port Sizes	5
Fluid Port Adapters	5
Charging and Gauging Assemblies	5
Mounting Accessories	6
Model Numbers	7
How to Order	7

Why use a Bladder Accumulator?

- stores energy under pressure
- damps out pump pulsation and flow fluctuations
- improves system efficiency
- supplements pump delivery
- supplies power in emergency
- absorbs hydraulic shocks
- compensates for pressure changes in cases of thermal stress
- very contaminant tolerant
- suitable for use with low-lubricity fluids
- fast response times
- Safety – cannot disassemble under pressure

About Parker Hannifin

Parker Hannifin is the global leader in motion and control technologies, partnering with its customers to increase their productivity and profitability. The company employs more than 61,000 people in 48 countries around the world, providing customers with technical excellence and first class customer service.

Catalogues describing our standard products are available from your nearest Parker sales office – please see the rear cover of this catalogue for addresses. Where an application demands a non-standard approach, special products can be designed to order – our engineers will be pleased to advise.

Visit us at www.parker.com

Warning

FAILURE OR IMPROPER SELECTION OR IMPROPER USE OF THE PRODUCTS AND/OR SYSTEMS DESCRIBED HEREIN OR RELATED ITEMS CAN CAUSE DEATH, PERSONAL INJURY AND PROPERTY DAMAGE.

This document and other information from Parker Hannifin Corporation, its subsidiaries, sales offices and authorized distributors provide product or system options for further investigation by users having technical expertise. Before you select or use any product or system it is important that you analyse all aspects of your application and review the information concerning the product or system in the current product catalogue. Due to the variety of operating conditions and applications for these products or systems, the user, through his own analysis and testing, is solely responsible for making the final selection of the products and systems and assuring that all performance and safety requirements of the application are met.

The products described herein, including without limitation, product features, specifications, designs, availability and pricing, are subject to change by Parker Hannifin Corporation and its subsidiaries at any time without notice.

Offer of Sale

Please contact your local Parker representative for a detailed offer of sale.

Design Features and Benefits

1 Approvals

All BAE bladder accumulators meet the requirements of the European Pressure Directive (PED) 97/23/EC. Bladder accumulators are marked with the CE logo and supplied with a declaration of conformity. Hydraulic accumulators fulfil the safety requirements for all member states of the European Union, as well as Iceland, Liechtenstein, Norway and Switzerland. Certification to PED + ASME and PED + SELO is also available.

2 Shell

Parker's bladder accumulator shells are made from seamless chrome-molybdenum alloy steel with forged ends, for maximum strength. The standard shell is suitable for use at operating temperatures down to -40°C.

3 Bladder

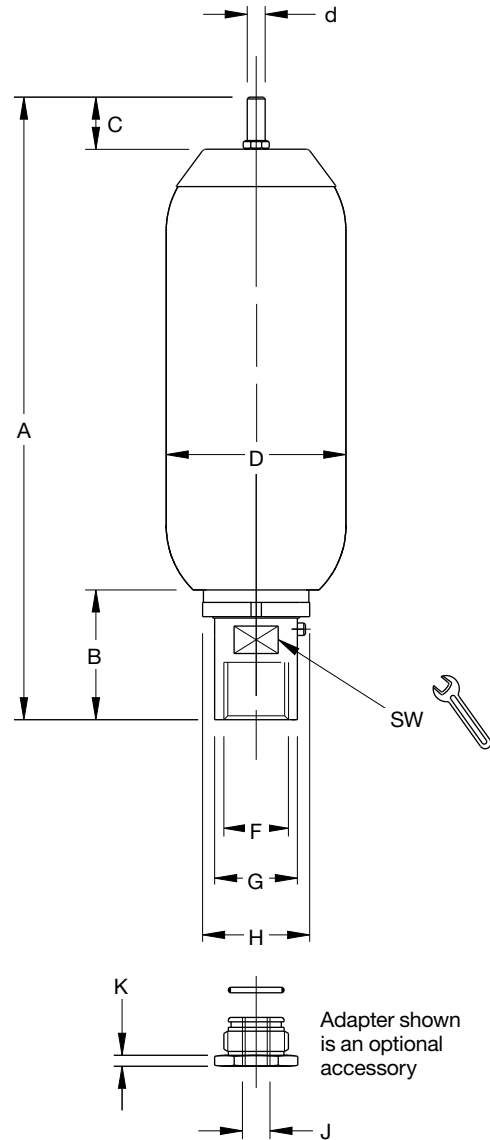
The absence of dynamic sealing surfaces makes bladder accumulators tolerant of contamination and particularly suitable for low-lubricity fluids. Specially formulated for low permeability, Parker's bladders retain their high performance under a wide range of operating conditions including closed loop operation. Optional bladder compounds are available to suit all common fluids and operating temperatures.

4 Gas Valve

Accurate precharging of a bladder accumulator is the key to long and reliable service life. All Parker's bladder accumulators feature a robust gas valve, which is readily accessible for maintenance purposes. A charging and gauging assembly, described on page 5, allows precharging and monitoring to be carried out quickly and easily.

5 Fluids and Fluid Ports

Parker's bladder accumulators are supplied as standard for use with hydraulic mineral oil. They are also available for use with other media, such as bio-degradable hydraulic fluids, non-inflammable liquids, emulsions, etc. Fluid ports are made from high-strength alloy steel, for maximum durability. BSPP ports are fitted as standard. Other port styles are available, including stainless steel for sub-sea use.



Models, Capacities and Dimensions

Model	Volume Litres	Mass Kg	Max flow l/min ¹	A max	B max	C max	ØD	Ød	F	ØG	ØH	SW	J	K
BAE01	1.0	5	240	305	50	55	115	36	G ³ / ₄	35	51	32	G ³ / ₈	8
BAE02	2.4	10	450	535	67	55	115	36	G1 ¹ / ₄	53	75	50	G ³ / ₄	10
BAE04	3.7	13.5	450	417	67	55	170	36	G1 ¹ / ₄	53	75	50	G ³ / ₄	10
BAE06	6.0	17.8	450	540	67	55	170	36	G1 ¹ / ₄	53	75	50	G ³ / ₄	10
BAE10	9.2	29.5	900	559	93	51	223	36	G2	76	101	73	G1	13
BAE20	17.8	46	900	874	93	51	223	36	G2	76	101	73	G1	13
BAE24	22.5	53	900	1009	93	51	223	36	G2	76	101	73	G1	13
BAE32	34.6	73	900	1394	93	51	223	36	G2	76	101	73	G1	13
BAE50	50	101	900	1920	93	65	223	55	G2	76	101	73	G1	13

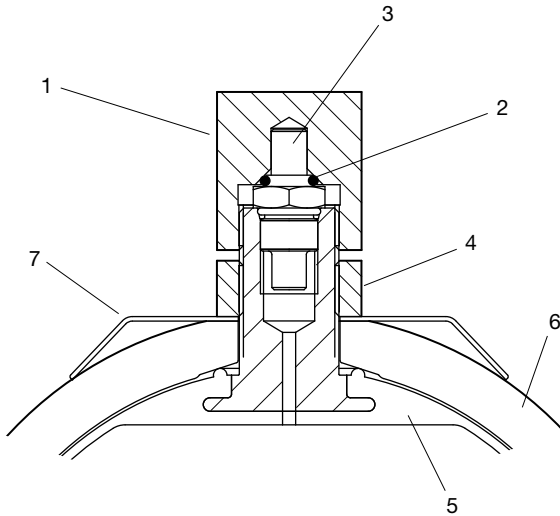
Notes

¹ A minimum liquid volume (10% of V₀) must be maintained inside the accumulator. The maximum values listed only apply when installed vertically with the fluid port downwards.

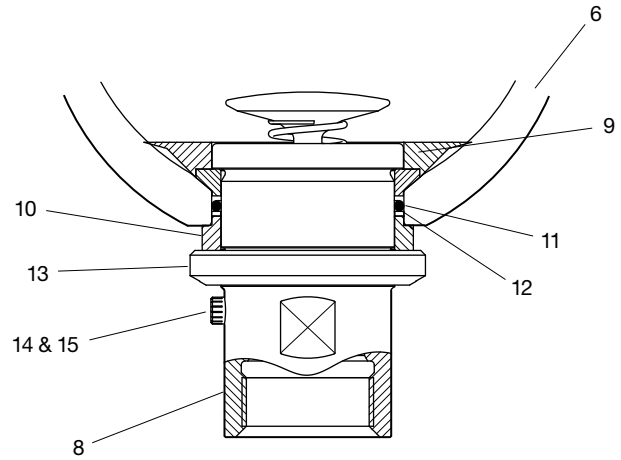
All dimensions are subject to manufacturing tolerances. All dimensions are in millimetres unless otherwise stated.

Repair Kits

Spare Parts and Repair Kits



Gas Valve Assembly



Fluid Port Assembly – All Models

Parts List (All Models)

- 1* Protective cap
- 2* O-ring – protective cap
- 3* Gas valve
- 4* Gas valve lock nut
- 5* Bladder
- 6 Shell
- 7 Identification plate
- 8 Hydraulic port assembly
- 9* Anti-extrusion ring moulding
- 10 Port spacer
- 11* O-ring – hydraulic port
- 12* O-ring back-up washer
- 13 Fluid port lock nut
- 14* Bleed plug
- 15* Sealing washer for bleed plug

* – included in repair kit

Repair Kits

Repair kits are available for all accumulator models. When ordering repair kits, please supply the complete model number from the identification plate and specify the fluid type and the temperature at which the accumulator is to be used. The repair kit comprises those parts marked with an asterisk in the parts list. For a full description of the compound abbreviations, see 'Bladder Compounds' on page 5.

Model	Compound				
	NBR	IIR	FPM	EPDM	ECO
BAE01	BAE-BK01NBR	Consult Factory			
BAE02	BAE-BK02NBR				
BAE04	BAE-BK04NBR				
BAE06	BAE-BK06NBR				
BAE10	BAE-BK10NBR				
BAE20	BAE-BK20NBR				
BAE24	BAE-BK24NBR				
BAE32	BAE-BK32NBR				
BAE50	BAE-BK50NBR				

Bladder Compounds

Parker offers bladders moulded from a variety of compounds, to suit a wide range of fluids and operating temperatures. Unless ordered specifically, a Group 1 (nitrile) bladder will be supplied. The table lists the compounds in which bladders are available, their recommended operating temperature ranges,

and the types of fluids with which the different materials are generally compatible. Note that temperature ranges may vary depending on the fluid used in the hydraulic system. If in doubt, contact the factory with details of the application.

Group	Bladder Compound	Fluid Medium	Temperature Range
1	Nitrile (NBR)	General purpose, mineral oil-based fluids	-15°C to +80°C
		HFA and HFB fluids ¹	+5°C to + 55°C
		HFC fluids ¹	-15°C to +60°C
2	Low Temperature Nitrile (LT NBR)	Mineral oil-based fluids	-35°C to +75 °C
3	Butyl (IIR)	Most phosphate ester and some synthetic fluids	-15°C to +80°C
5	Fluorocarbon Elastomer (FPM)	High temperature and/or synthetic fluids	-20°C to +100°C ²
7	Ethylene Propylene Diene (EPDM)	Phosphate ester-based fluids and water	-40°C to +80°C ³
9	Epichlorohydrine (ECO)	General purpose fluids with enhanced low temperature performance	-32°C to +80°C ³

¹ Check with fluid supplier that fluid is compatible with nitrile compounds

² For operating temperatures above 80°C, please consult the factory

³ For operating temperatures below -20°C, please consult the factory

Port Sizes

Standard fluid ports are made from high-strength alloy steel, for maximum durability. BSPP ports are fitted as standard. ISO 6149 and SAE ports are available on request.

Model	BSPP	ISO 6149-1	SAE-Thread	SAE Flange (ISO 6162)
BAE01	G ³ / ₄	M27x2	n°12 1 ¹ / ₁₆ "-12	n/a
BAE02 - BAE06	G1 ¹ / ₄	M42x2	n°20 1 ⁵ / ₈ "-12	1" 6000 psi Code 62
BAE10 - BAE50	G2	M60x2	n°24 1 ⁷ / ₈ "-12	1 ¹ / ₂ " 6000 psi Code 62

Fluid Port Adapters

A range of adapters is available for use with Parker's bladder accumulators, to reduce the size of the fluid port. Adapters are supplied complete with a nitrile O-ring.

Model	Fluid Port Thread	Adapter Thread	Part No.
BAE01	G ³ / ₄	G ³ / ₈	BPA1
BAE02 - BAE06	G1 ¹ / ₄	G ³ / ₄	BPA2
BAE10 - BAE50	G2	G1	BPA3

Charging and Gauging Assembly

The charging and gauging assembly enables the user to charge Parker's bladder accumulators with nitrogen, and to test and alter the precharge pressure. It attaches to the accumulator's gas valve, and can be connected by hose to a standard commercial nitrogen bottle. Each kit contains:

- Test and filling apparatus incorporating gas valve key and bleed valve
- Filling hose, length 2.5m
- Protective case
- Gas valve adapters to fit all standard bladder accumulators
- 25 bar and 250 bar pressure gauges

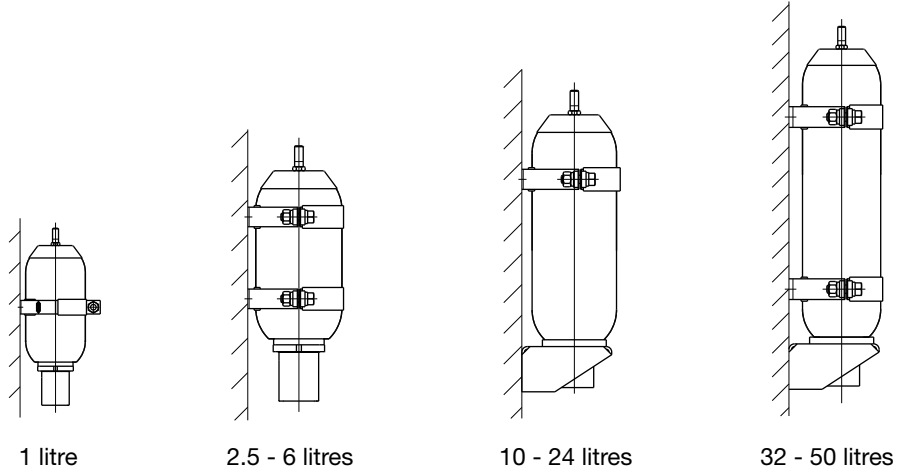
Parker strongly recommends that the nitrogen bottle used should be fitted with a high pressure regulator.

Charging and Gauging Assembly with Adapter – All Models		
Territory	Gas bottle Fitting	Part No.
UK	5/8 BSP (male)	UCA 02
France	W 21.7 x 1/14" (female)	UCA 04
Germany	W 24.32 x 1/14" (female)	UCA 01
Italy	W 21.7 x 1/14" (male)	UCA 05
US	0.960 x 1/14" (male)	UCA 03

Accessories

Mounting Accessories

Parker clamp and base brackets provide a simple and secure method of mounting the accumulator. The clamps and brackets are galvanised to resist damage from corrosion. Rubber inserts absorb vibration and resist deformation in high temperature environments.



Clamp Bracket Assembly

Model	Nominal Volume (l)	Part No.	Quantity	See Figure	A	B	C	ØD	E	H	K	ØL	M
BAE01	1	CB1	1	1	138	100	159	114	-	73	30	9	14
BAE02	2.5												
BAE04	4	CB2	2	2	188	148	181	168	230	92	40	9	14
BAE06	6												
BAE10	10	CB3	1	3	270	216	241	226	290	123	40	15	21
BAE20	20												
BAE24	24												
BAE32	32												
BAE50	50												

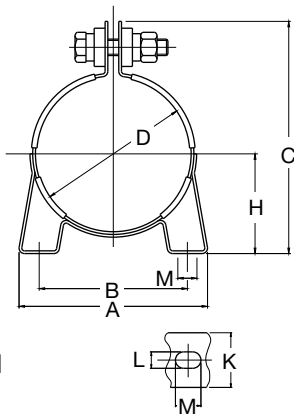


Fig. 1

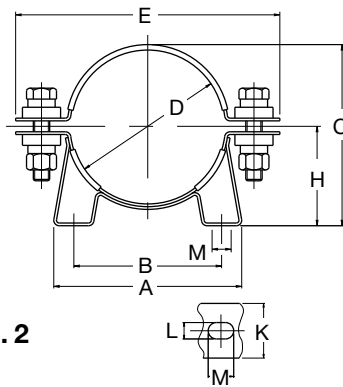


Fig. 2

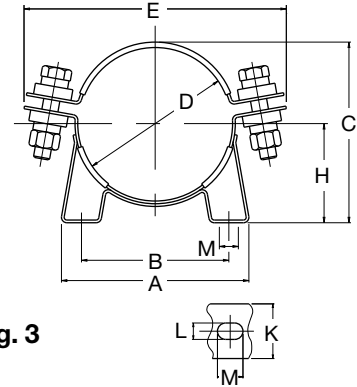
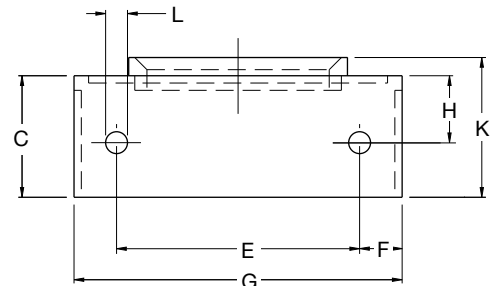
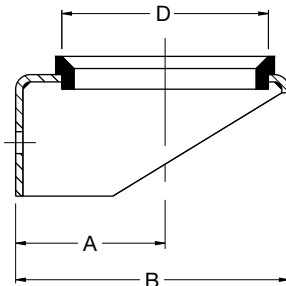


Fig. 3

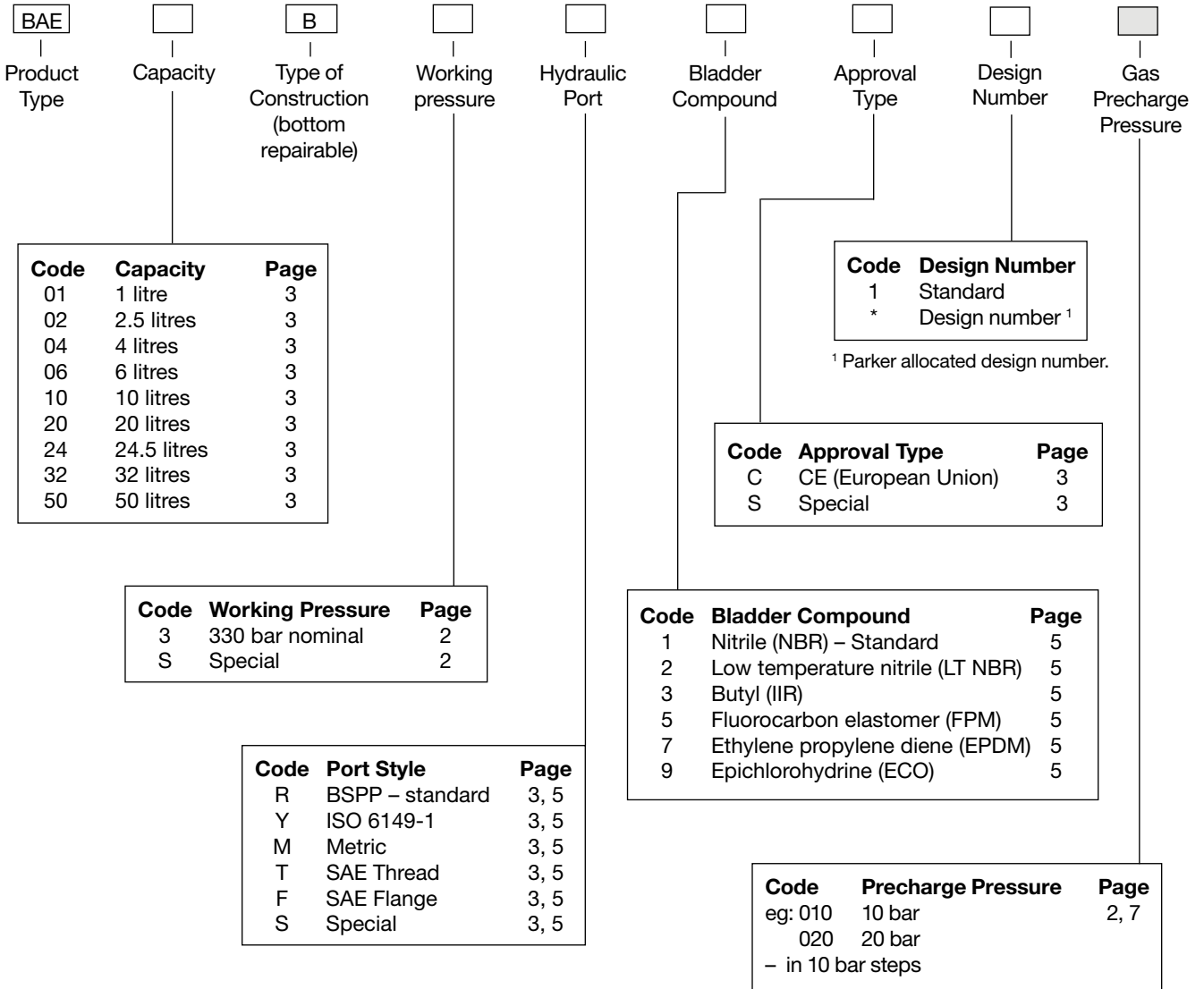
Base Bracket Assembly

Model	Nominal Volume (l)	Part No.	A	B	C	D	E	F	G	H	K	L
BAE10 - BAE50	10 - 50	BB1	123	235	100	170	200	30	260	25	115	17



All dimensions are in millimetres unless otherwise stated.

How to Order Bladder Accumulators



Key

Standard features

Optional features

Gas Precharge Pressure

BAE bladder accumulators can be delivered precharged with nitrogen. Where this option is chosen, the required precharge pressure should be shown in the last field of the model code, as above. Where this field is left blank, the accumulator will be supplied with a transport filling of approximately 2.5 bar.

Certification

BAE bladder accumulators are supplied with a Declaration of Conformity in accordance with European Pressure Equipment Directive 97/23/EC, and with an operating manual and a drawing showing the main dimensions and materials.

Parker Worldwide

AE – UAE, Dubai
Tel: +971 4 8127100
parker.me@parker.com

AR – Argentina, Buenos Aires
Tel: +54 3327 44 4129

AT – Austria, Wiener Neustadt
Tel: +43 (0)2622 23501-0
parker.austria@parker.com

AT – Eastern Europe,
Wiener Neustadt
Tel: +43 (0)2622 23501 970
parker.easteurope@parker.com

AU – Australia, Castle Hill
Tel: +61 (0)2-9634 7777

AZ – Azerbaijan, Baku
Tel: +994 50 2233 458
parker.azerbaijan@parker.com

BE/LU – Belgium, Nivelles
Tel: +32 (0)67 280 900
parker.belgium@parker.com

BR – Brazil, Cachoeirinha RS
Tel: +55 51 3470 9144

BY – Belarus, Minsk
Tel: +375 17 209 9399
parker.belarus@parker.com

CA – Canada, Milton, Ontario
Tel: +1 905 693 3000

CH – Switzerland, Etoy
Tel: +41 (0) 21 821 02 30
parker.switzerland@parker.com

CN – China, Shanghai
Tel: +86 21 5031 2525

CZ – Czech Republic, Klecany
Tel: +420 284 083 111
parker.czechrepublic@parker.com

DE – Germany, Kaarst
Tel: +49 (0)2131 4016 0
parker.germany@parker.com

DK – Denmark, Ballerup
Tel: +45 43 56 04 00
parker.denmark@parker.com

ES – Spain, Madrid
Tel: +34 902 33 00 01
parker.spain@parker.com

FI – Finland, Vantaa
Tel: +358 (0)20 753 2500
parker.finland@parker.com

FR – France, Contamine s/Arve
Tel: +33 (0)4 50 25 80 25
parker.france@parker.com

GR – Greece, Athens
Tel: +30 210 933 6450
parker.greece@parker.com

HK – Hong Kong
Tel: +852 2428 8008

HU – Hungary, Budapest
Tel: +36 1 220 4155
parker.hungary@parker.com

IE – Ireland, Dublin
Tel: +353 (0)1 466 6370
parker.ireland@parker.com

IN – India, Mumbai
Tel: +91 22 6513 7081-85

IT – Italy, Corsico (MI)
Tel: +39 02 45 19 21
parker.italy@parker.com

JP – Japan, Fujisawa
Tel: +(81) 4 6635 3050

KR – South Korea, Seoul
Tel: +82 2 559 0400

KZ – Kazakhstan, Almaty
Tel: +7 7272 505 800
parker.easteurope@parker.com

LV – Latvia, Riga
Tel: +371 6 745 2601
parker.latvia@parker.com

MX – Mexico, Apodaca
Tel: +52 81 8156 6000

MY – Malaysia, Subang Jaya
Tel: +60 3 5638 1476

NL – The Netherlands,
Oldenzaal
Tel: +31 (0)541 585 000
parker.nl@parker.com

NO – Norway, Ski
Tel: +47 64 91 10 00
parker.norway@parker.com

NZ – New Zealand, Mt Wellington
Tel: +64 9 574 1744

PL – Poland, Warsaw
Tel: +48 (0)22 573 24 00
parker.poland@parker.com

PT – Portugal, Leca da Palmeira
Tel: +351 22 999 7360
parker.portugal@parker.com

RO – Romania, Bucharest
Tel: +40 21 252 1382
parker.romania@parker.com

RU – Russia, Moscow
Tel: +7 495 645-2156
parker.russia@parker.com

SE – Sweden, Spånga
Tel: +46 (0)8 59 79 50 00
parker.sweden@parker.com

SG – Singapore
Tel: +65 6887 6300

SK – Slovakia, Banská Bystrica
Tel: +421 484 162 252
parker.slovakia@parker.com

SL – Slovenia, Novo Mesto
Tel: +386 7 337 6650
parker.slovenia@parker.com

TH – Thailand, Bangkok
Tel: +662 717 8140

TR – Turkey, Istanbul
Tel: +90 216 4997081
parker.turkey@parker.com

TW – Taiwan, Taipei
Tel: +886 2 2298 8987

UA – Ukraine, Kiev
Tel: +380 44 494 2731
parker.ukraine@parker.com

UK – United Kingdom,
Warwick
Tel: +44 (0)1926 317 878
parker.uk@parker.com

US – USA, Cleveland
(industrial)
Tel: +1 216 896 3000

US – USA, Lincolnshire
(mobile)
Tel: +1 847 821 1500

VE – Venezuela, Caracas
Tel: +58 212 238 5422

ZA – South Africa,
Kempton Park
Tel: +27 (0)11 961 0700
parker.southafrica@parker.com

European Product Information Centre
Free phone: 00 800 27 27 5374
(from AT, BE, CH, CZ, DE, EE, ES, FI, FR, IE,
IT, PT, SE, SK, UK)



Parker Hannifin Ltd
Tachbrook Park Drive
Tachbrook Park, Warwick CV34 6TU
United Kingdom
Tel.: +44 (0) 1926 317 878
Fax: +44 (0) 1926 317 855
www.parker.com